



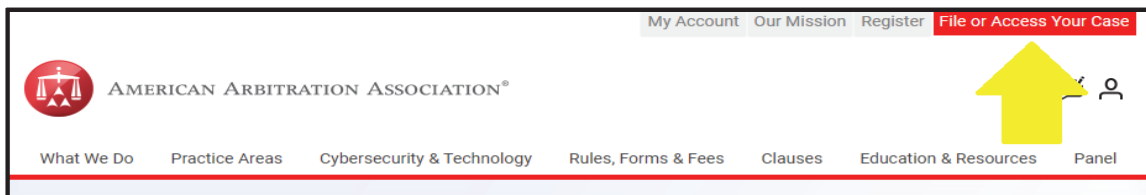
File a New Case Online for Minnesota No-Fault Arbitration

There are two options available to file a new case online. These options are noted below.

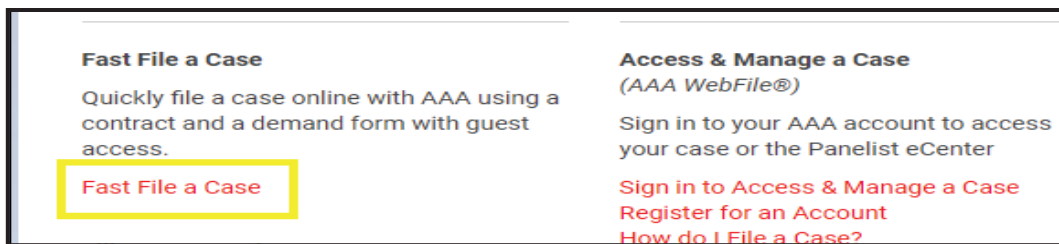
Option 1-Fast File

This option allows you to file a new case without logging into an AAA WebFile® account. To file a case using this option, please follow the steps below:

1. Navigate to the AAA website at www.adr.org and click on "File or Access Your Case."



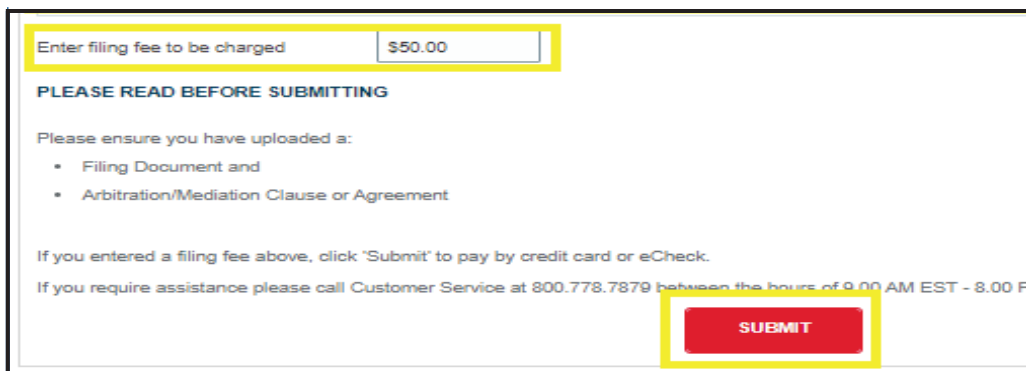
2. Click on "Fast File a Case."



3. This will direct you to an online form. Complete each section of the form. Follow the instructions noted at the top of the page. The petition form and online documents should be uploaded under "Attaching Document."



4. Remember to include the filing fee amount under "Enter filing fee to be charged." Then, click "Submit."





File a New Case Online for Minnesota No-Fault Arbitration

5. Finally, you will be directed to the payment screen. Payment options include "Credit Card" or "Bank Accounts/eCheck."

Payment Information

Amount To Be Paid: (\$50.00)

Please select your payment method and enter your billing address.

Credit Card

Note that, where permitted by law, a 3% processing fee will be assessed on payments made by credit card; all such processing fees are non-refundable

Bank Account/eCheck (USA only) - Limit of \$100,000.00 per transaction

Note that, there is no processing fee for eCheck payments.

6. Complete the payment information. Once complete, you will receive an email confirmation of your filing and payment. Be sure to keep these for your records.

Option 2 – AAA WebFile

This option requires that you log into your AAA WebFile account. To file a case using this option, please follow the steps below:

1. Log in to your AAA WebFile account by visiting the AAA's webpage at www.adr.org and navigate to "My Account."



2. Enter your login credentials and click "Submit."

Sign In

Sign in to your AAA account to access your case(s) in WebFile or the Panelist eCenter. If you are not currently registered with our website, please [register now](#)

Username*

Password*

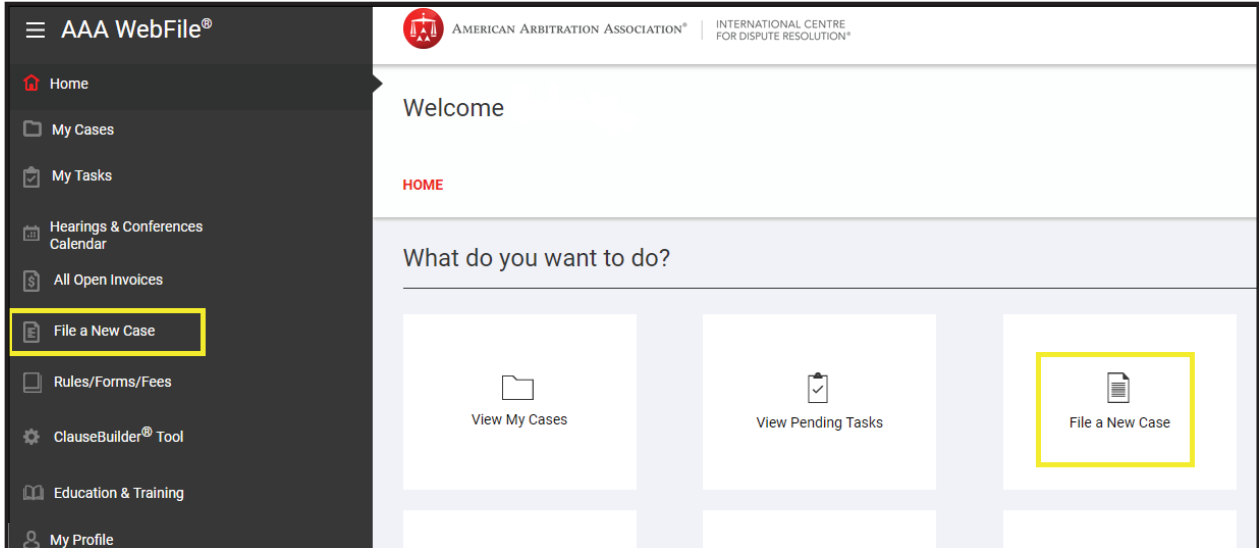
SUBMIT

- ➔ [Forgot Username or Password](#)
- ➔ If you have trouble logging in, please [Click Here](#)
- ➔ Your account will be locked after three unsuccessful login attempts. Should that occur, we recommend that you reset your password as that will allow you to immediately unlock your account and login using your new credentials

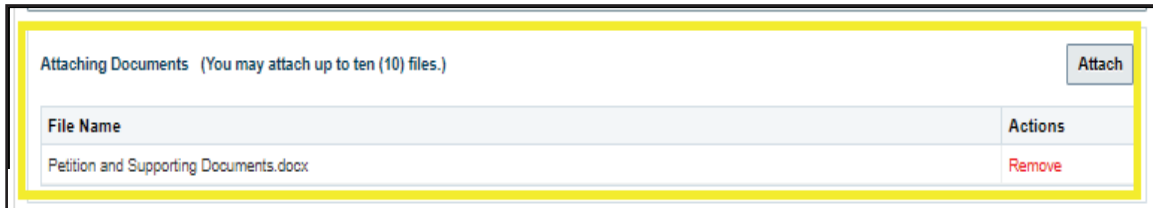


File a New Case Online for Minnesota No-Fault Arbitration

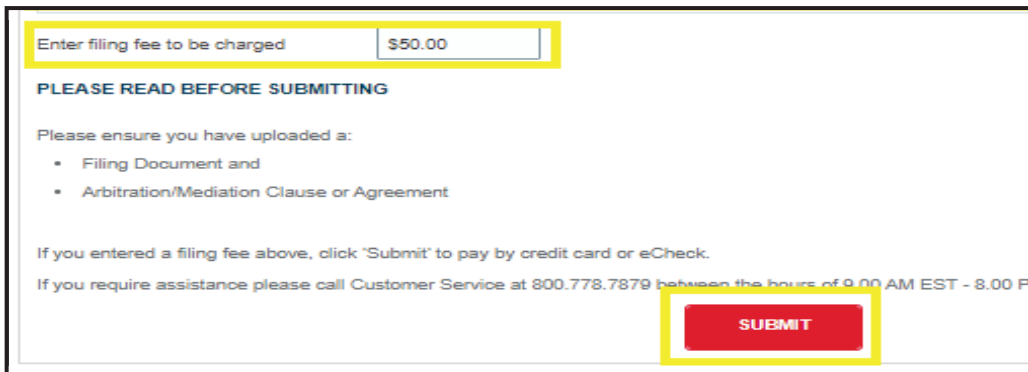
3. Click on "File a New Case" on the left-hand side bar or click on "File a New Case" on the main page. Please note that if you also have a Panelist eCenter account, be sure to first switch the view to "My Cases as a Party Advocate."



4. This will direct you to an online form. Complete each section of the form. Follow the instructions noted at the top of the page. The petition form and online documents should be uploaded under "Attaching Documents."



5. Remember to include the filing fee amount under "Enter filing fee to be charged." Then, click "Submit."





File a New Case Online for Minnesota No-Fault Arbitration

6. Finally, you will be directed to the payment screen. Payment options include “Credit Card” or “Bank Accounts/eCheck.”

Payment Information **Amount To Be Paid: (\$50.00)**

Please select your payment method and enter your billing address.

Credit Card Bank Account/eCheck (USA only) - Limit of \$100,000.00 per transaction

Note that, where permitted by law, a 3% processing fee will be assessed on payments made by credit card; all such processing fees are non-refundable Note that, there is no processing fee for eCheck payments.

Please direct any online filing questions to MinnesotaNoFaultArbInfo@adr.org.